



Office of the University Secretary
312 Administration Building
Winnipeg, Manitoba
Canada R3T 2N2
Phone: 204-474-9593
Fax: 204-474-7511

December 2, 2024

Dr. Michael Benarroch
President and Vice-Chancellor
University of Manitoba
Room 202, Administration Building

Dear Dr. Benarroch:

In accordance with the Student Discipline By-Law, I hereby submit the Annual Report of the University Discipline Committee (UDC) for September 1, 2023 to August 31, 2024. It summarizes the offenses and dispositions reported to the UDC by all disciplinary authorities at the University of Manitoba.

Disciplinary incidents are detailed in the attached tables for the two major categories of "Academic Misconduct" and "Non-Academic Misconduct". Similar disciplinary matters are grouped for easier review. The trends in disciplinary incidents from 2019 to 2024 are shown in the attached figures.

Notable observations related to student discipline at the University in 2023-2024 are as follows:

- 1) There were 763 incidents of misconduct reported to the UDC compared to 942 cases in 2022-2023. The rate of offenses was 2.5 per 100 students compared to 3.2 per 100 students in the previous year.
- 2) There were 683 incidents of Academic Misconduct involving 618 students, most often related to Plagiarism (38%, 260/683) and Inappropriate Collaboration (21%, 144/683).
- 3) There was an increase in the category "Other", primarily regarding the use of unauthorized content generation. The use of unauthorized content generation or generative artificial intelligence can also be seen throughout the report, appearing as a factor in incidents of Plagiarism and Cheating on Quizzes, Tests or Final Examinations. This is a matter that warrants ongoing observation.
- 4) There were 80 incidents of Non-Academic Misconduct involving 72 students including 53 cases of Abuse of University Policies, Procedures, or Regulations, 15 cases of Threats of Harm or Actual Harm, and 12 cases of Inappropriate or Disruptive Behaviour. There were 90 incidents of Non-Academic Misconduct reported in 2022-2023.
- 5) At the time of this report, there were 88 Academic Misconduct incidents and two Non-Academic Misconduct incidents still pending, where outcomes were not yet determined.
- 6) The UDC heard five appeals during the reporting period.

Disciplinary Authorities provided the following information on significant changes or issues of wider University interest.

- A Disciplinary Authority reported a decrease in the number of incidents of Academic Fraud. In the 2022-2023 academic year, this Disciplinary Authority had experienced an increase that was related to the use of unreliable third-party representatives. The Disciplinary Authority attributed the decrease in the 2023-2024 academic year to the IRCC announcement introducing the Provincial Attestation Letter requirement and the University adding an international tuition deposit at the point of offer. These new requirements reduced the number of cases from unreliable third-party agents.
- A Disciplinary Authority reported a decrease in overall number of cases of academic misconduct, with notable decreases in Inappropriate Collaboration and Plagiarism. The Disciplinary Authority attributed these decreases to a drop in the number of cases reported by a department that was previously and consistently very active in catching cases of academic misconduct. The Disciplinary Authority suggested that this drop was related to students using Generative Artificial Intelligence, which is significantly more difficult to catch.
- A Disciplinary Authority reported an increase in the number of incidents categorized as “Other”, primarily related to the use of unauthorized content generation (Generative Artificial Intelligence). The Disciplinary Authority noted that there has been an explosive increase in the use of ChatGPT, with students using these tools to enhance or entirely construct essays and, in some cases, data work. The Disciplinary Respondent observed that there is not an uniform policy on the use of Artificial Intelligence in their Faculty, with some instructors allowing the use of tools such as Grammarly, allow Artificial Intelligence use for outlines or prompt generation, or for more extensive use as long as it is properly cited. Instructors are advised to stress to their students that expectations differ by class, and that students must not assume a carry over of Artificial Intelligence use policies from one course to another. The Faculty is continuing the discussion of Artificial Intelligence in Education, how to use it responsibly and how to design courses to avoid its misuse.
- A Disciplinary Authority reported an increase in the number of incidents of academic misconduct, primarily in the category of Plagiarism. The Disciplinary Authority indicated that the increase was mostly due to the use of Artificial Intelligence and ChatGPT. The Faculty is working with Instructors to provide examples to students to better understand how the use of Artificial Intelligence is academic misconduct.
- A Disciplinary Authority reported a decrease in the number of incidents of academic misconduct, with decreases in Plagiarism, Cheating on Quizzes, Tests of Final Examinations, and Inappropriate Collaboration. The Disciplinary Authority attributed the decreases to a set of practices implemented in a first-year course, where the instructors have worked collaboratively in consultation with department leadership, to develop clear, concise and comprehensive instructions for their assignments and examinations. This involves the clear outline of expectations for research and citations for writing assignments, alongside clear guidelines for examinations. The issues have been particularly acute for distance learning versions of courses, but the new guidelines for examinations, including use of Respondus lockdown software, external camera, environment check, et cetera, have been very successful in limiting the incidents of academic misconduct.

Incidents of Student Discipline Reported to the UDC


Year	# of Incidents Reported	# of Students at the University of Manitoba	Rate per 100 Students
2019-2020	1,303	30,290	4.3
2020-2021	1,219	31,020	3.9
2021-2022	1,257	31,067	4.0
2022-2023	942	29,844	3.2
2023-2024	763	30,783	2.5
Average	1,097	30,601	3.6

The data in the report, along with comments from respondents, highlights the importance of education on the use of generative artificial intelligence in the classroom. Generative AI-related incidents are on the rise, emphasizing the University of Manitoba's responsibility to guide both instructors and students on how, and where, it can be used to enhance productivity and support learning. It is also evident that generative AI is not suitable for all learning situations. I understand that the Academic Integrity Advisory Committee is working on developing a definition for academic misconduct related to Generative Artificial Intelligence. Updating the Student Discipline Bylaw and Procedures to include this definition will provide more guidance to instructors and students as to what their responsibilities are in relation to academic misconduct

Please share this information, as you see fit, with those at the University of Manitoba who have an interest in Student Disciplinary matters. If you choose to continue the practice of circulating the Annual Report of the UDC to Senate and the Board of Governors, I can be available to answer questions, if called upon to do so.

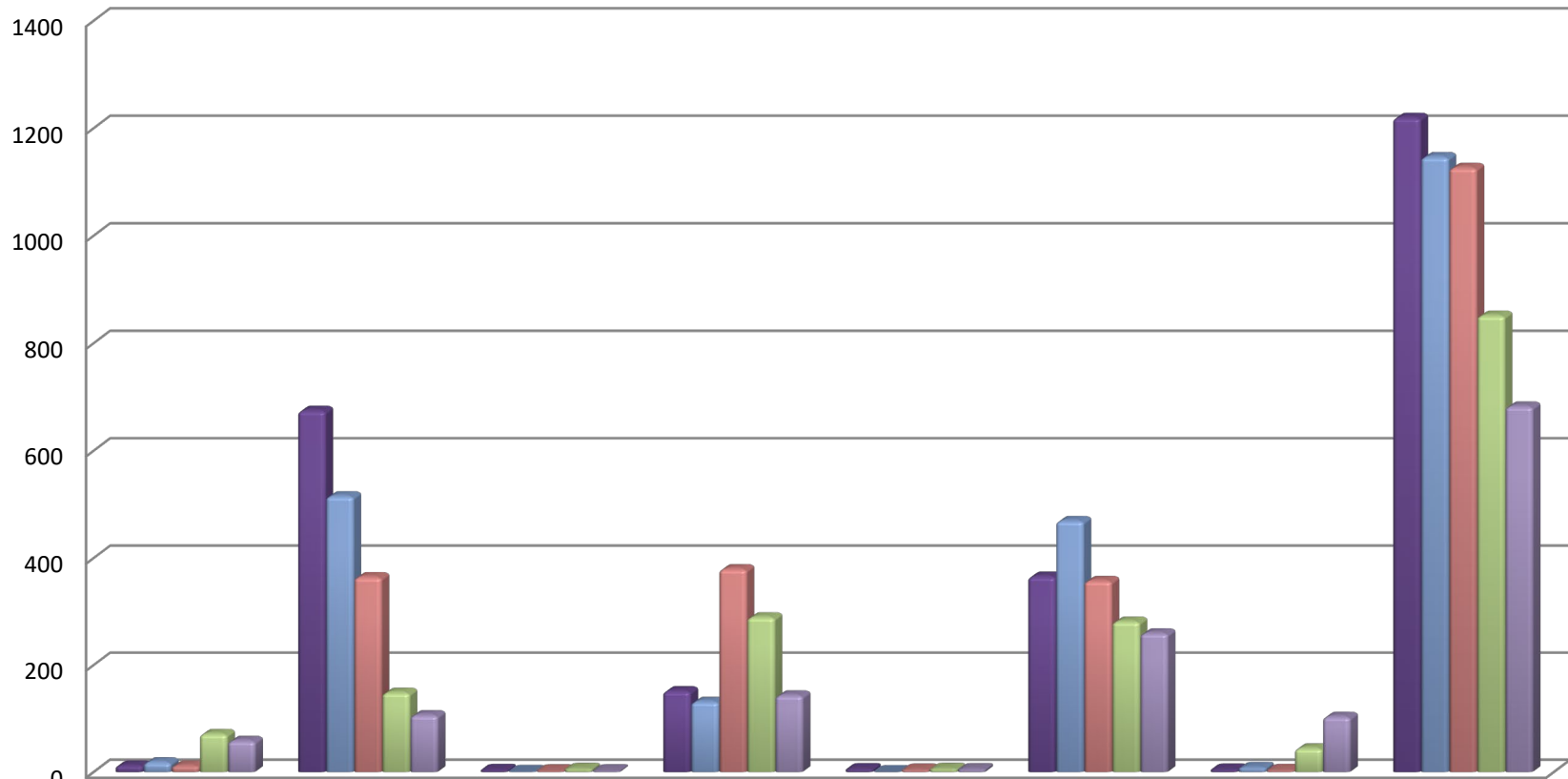
Finally, I would like to thank everyone involved in the difficult work related to student misconduct and discipline which is essential to maintaining academic integrity at the University of Manitoba.

Yours sincerely,



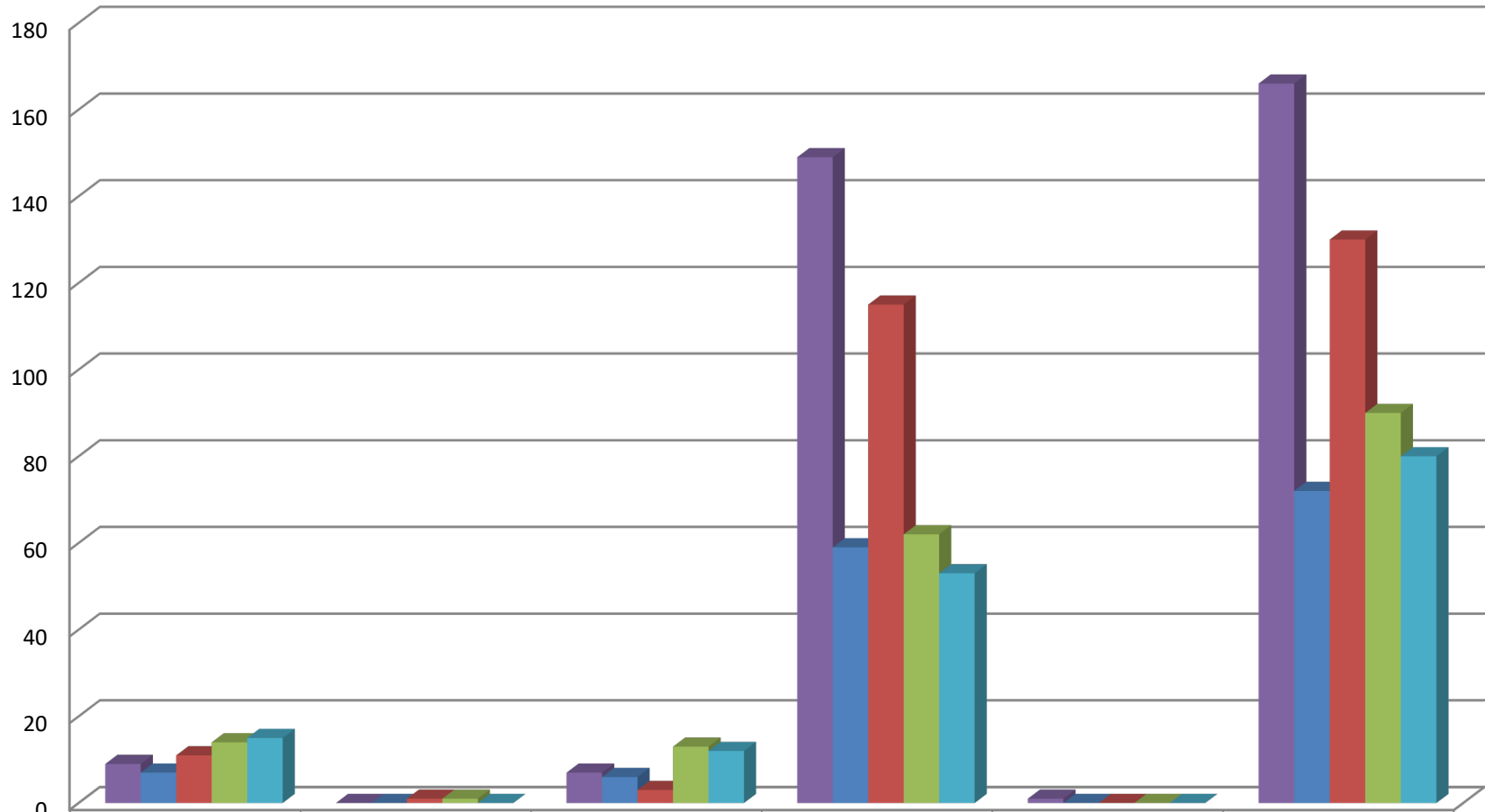
Dr. Robert Biscontri, Chair
University Discipline Committee

Part 1 - Academic Misconduct



	Academic Fraud	Cheating	Duplicate Submission	Inappropriate Collaboration	Personation	Plagiarism	Other	TOTAL
2019-2020	12	675	4	152	6	366	5	1220
2020-2021	19	516	1	132	0	470	9	1147
2021-2022	12	365	3	380	5	358	4	1127
2022-2023	72	149	7	290	7	282	45	852
2023-2024	59	107	3	144	6	260	104	683

Part 2 - Non-Academic Misconduct



	Threats of Harm or Actual Harm	Property Related Misconduct	Inappropriate or Disruptive Behaviour	Abuse of University Policies, Procedures or Regulations	Other	TOTAL
2019-2020	9	0	7	149	1	166
2020-2021	7	0	6	59	0	72
2021-2022	11	1	3	115	0	130
2022-2023	14	1	13	62	0	90
2023-2024	15	0	12	53	0	80